

World Centre for Creative Learning Foundation




ARTS BECOME THERAPY

Survey Report

Jan 2013
-Dipti Sapatnekar


About the survey



World centre for creative learning foundation (WCCLF) is an organisation devoted to bringing arts-based therapies to institutions working with special populations. WCCLF has been offering the certification course for Arts Become Therapy (ABT) for the past 7 years.

The ABT Certificate Course has been designed as a response to a lack of systematic and supervised training in this field.

Training is available abroad, but high costs often make this inaccessible. By implementing the training in India, we are also addressing needs and issues that are unique and specific to India.



WCCLF conducted this survey to arrive at & understand key trends associated with ABT work in India. Some of the insights sought were:

- ◆ Which profile has been successfully applying ABT in the field?
- ◆ What are the trends in terms of populations served?
- ◆ What are the trends in terms of session modalities?
- ◆ What are the trends in terms of institutions associated with ABT?
- ◆ What are the trends in terms of recognition of ABT Practitioners?

Methodology brief



Respondents

Since 2006 - 07, WCCLF has conducted **7** batches of ABT Certification training. A total of **126** people have been trained in these batches.

Of these the last year's (2012) batch of 30 students was not included in the set of respondents for the survey.

A total of **96** people were administered the survey questionnaire.

Of these **72 respondents** have answered the survey, giving the survey a response rate of **75%**



Survey

Parameters:

ABT Practitioner,

Organizations where ABT is practiced,

Types of Disabilities being targeted by the practitioner,

Profile of the practitioners:

Artist/non-artist

Organization leaders/Employee

Part Time employee/Independent therapist

Fresh graduates/artists volunteering at an organization

Salary received/Fees charged per ABT session



Survey

Profile of Organizations

Location and size

Population served (mental health, disability, at-risk etc)

Type of org – Government, Non-Government, school, institution, residential, non residential, locked-in facility,

Did organization pay for the employee's ABT course?

Organization's treatment model is rigid or flexible?

Pressure (in terms of time & effort) on staff and employee

Infrastructure – have enough instruments, ABT kits to cope with number of clients

Success of ABT in Field – Indicators:

Practice – Hours of ABT sessions in a week or month

Number of clients – they have worked with using ABT

Identity in organization – is known as an ABT Practitioner?

Money – Are paid to do ABT

Other Perks – Conferences, papers, funding accrued, on basis of ABT

Respondent Profile

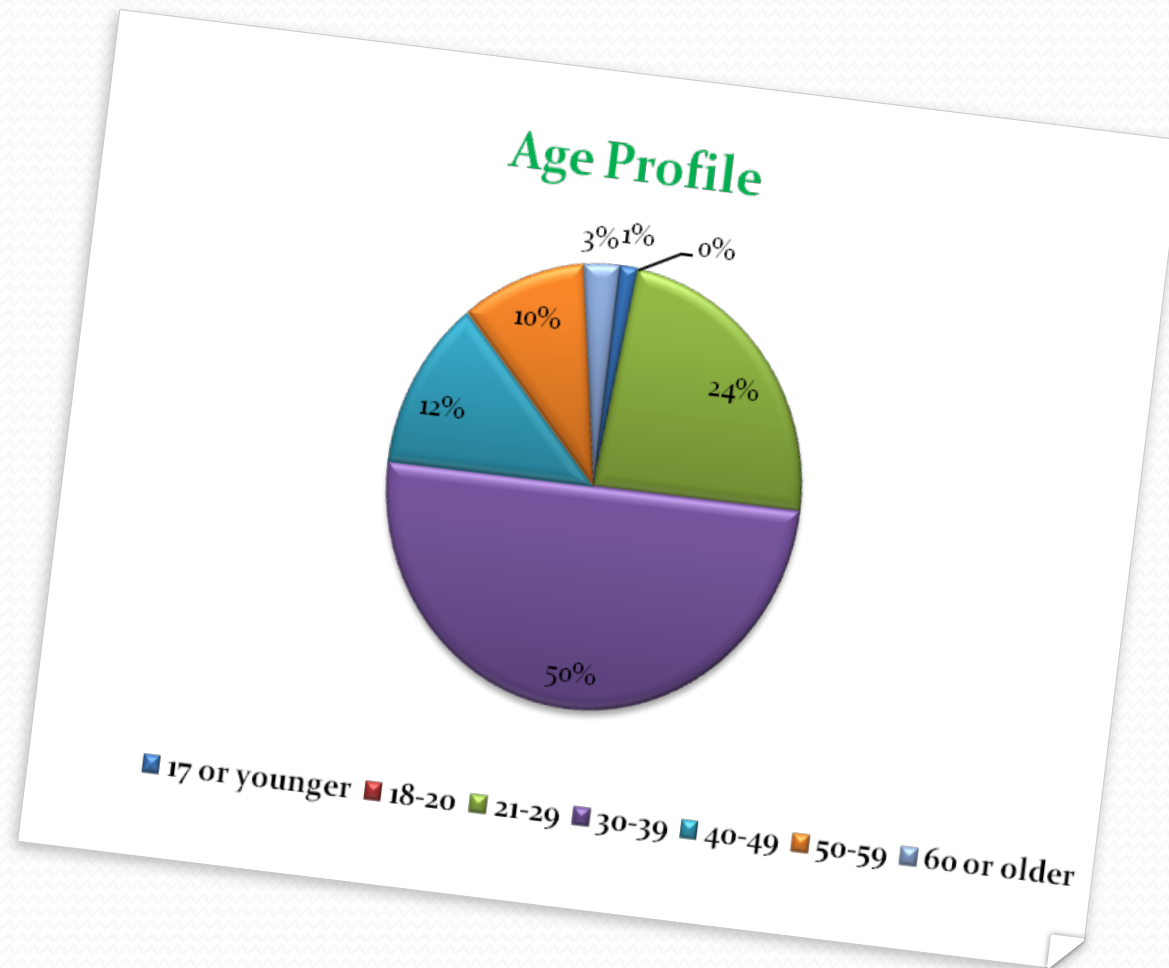
Age

Professional Profile

Employment status

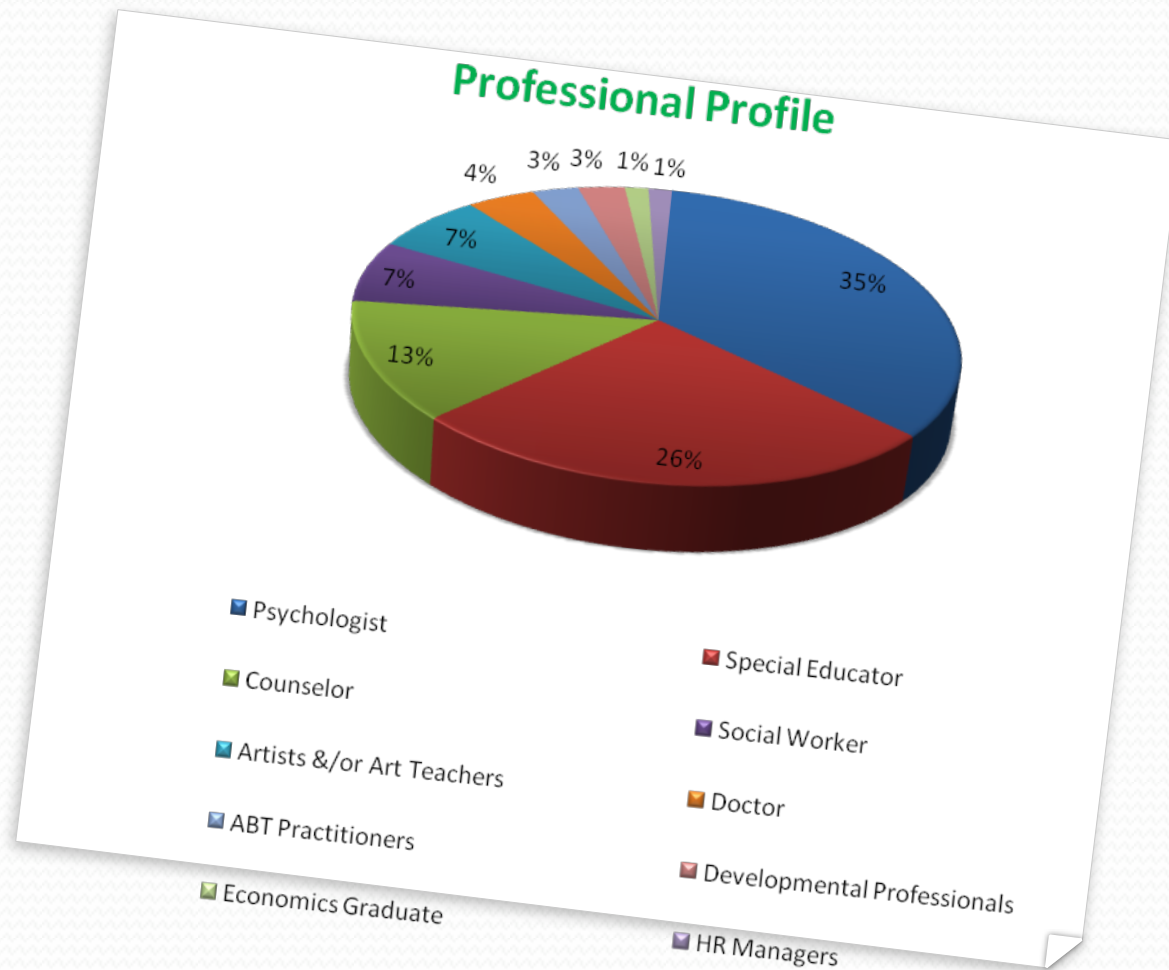
Age

50% respondents are in the age group of 30-39 years



Professional Profile

34.7% of respondents are psychologists

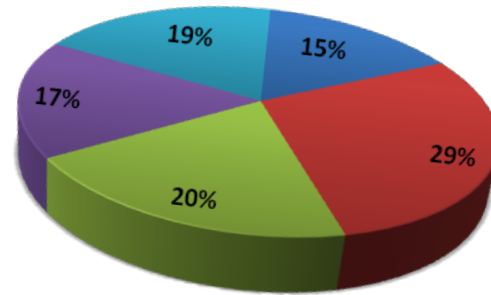


Professional Profile


Key Categorie s

- Special Educator (19)
- Social Worker (5)
- Psychologist (25)
- Counselor (9)
- Doctor (3)
- OTHERS (11)
 - ABT Practitioners (2)
 - Artists &/or Art Teachers (5)
 - Economics Graduate (1)
 - Developmental Professionals (2)
 - HR Managers (1)

Employment Status



- Currently not involved in field therapy-
- Employed - Full-time-
- Employed - Part-time-
- Head of Organization-
- Independent Therapist-

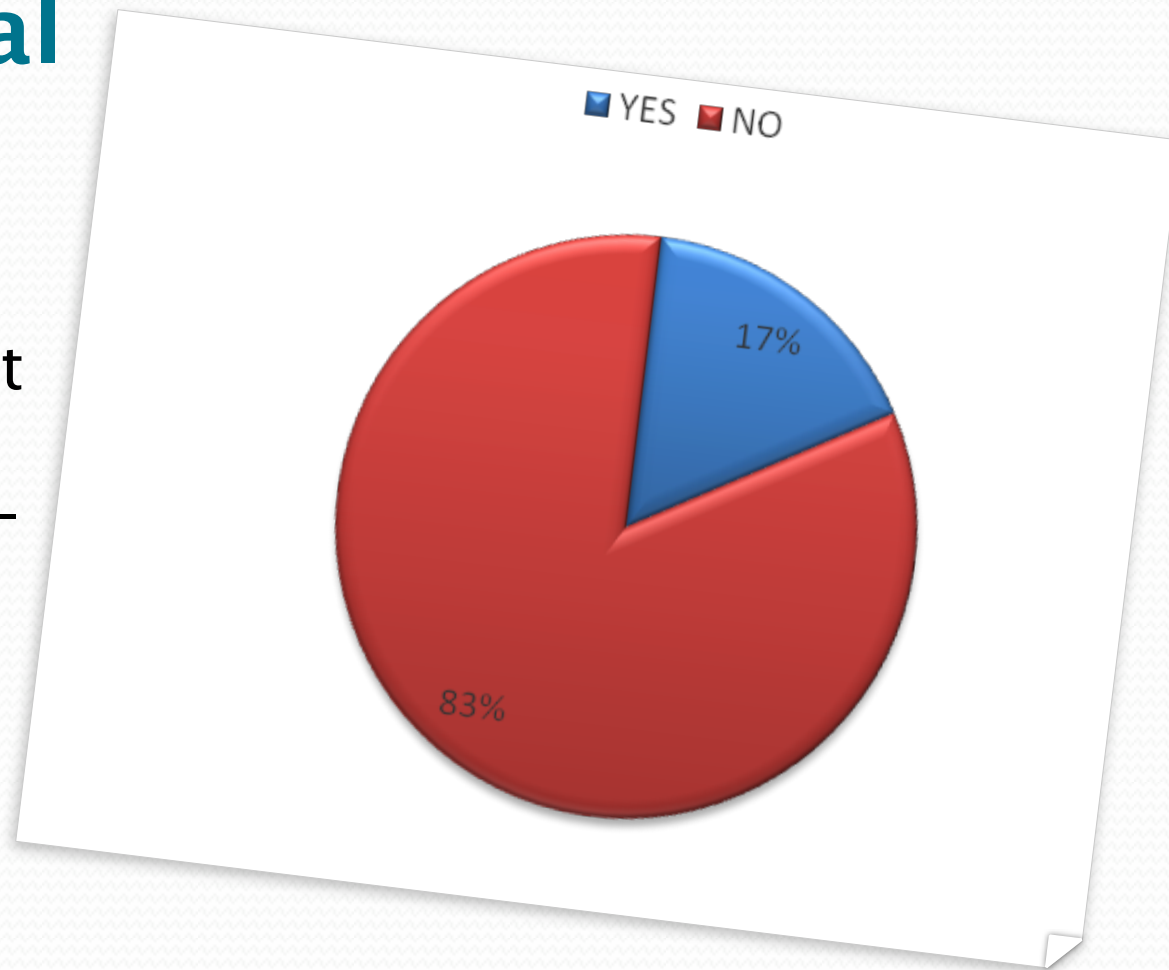


85% respondents are actively involved in the field. Of these

- 29%** respondents are employed full time with organizations involved in therapy
- 20%** respondents are working part-time with organizations involved in therapy
- 19%** respondents are independent therapists
- 17%** respondents are heading organizations/departments involved in therapy

Professional artists

Professional art practice does not necessarily indicate any pre-disposition for ABT practice.



ABT work in the field

Populations served

Session modalities

Institutions

Remunerations

ABT Field Activity

- ◆ An average of 4 hours of ABT sessions per week per practitioner.
- ◆ 4401 Clients served in the past 1 year
- ◆ Respondents have an average of 9 years of field experience
- ◆ 76% organizations have a defined adequate space for conducting ABT sessions



Field Potential

Over the course of the past year, the **61** practitioners have served **4401** clients.

This indicates a potential of **72** clients being served annually by each practitioner

Populations Served

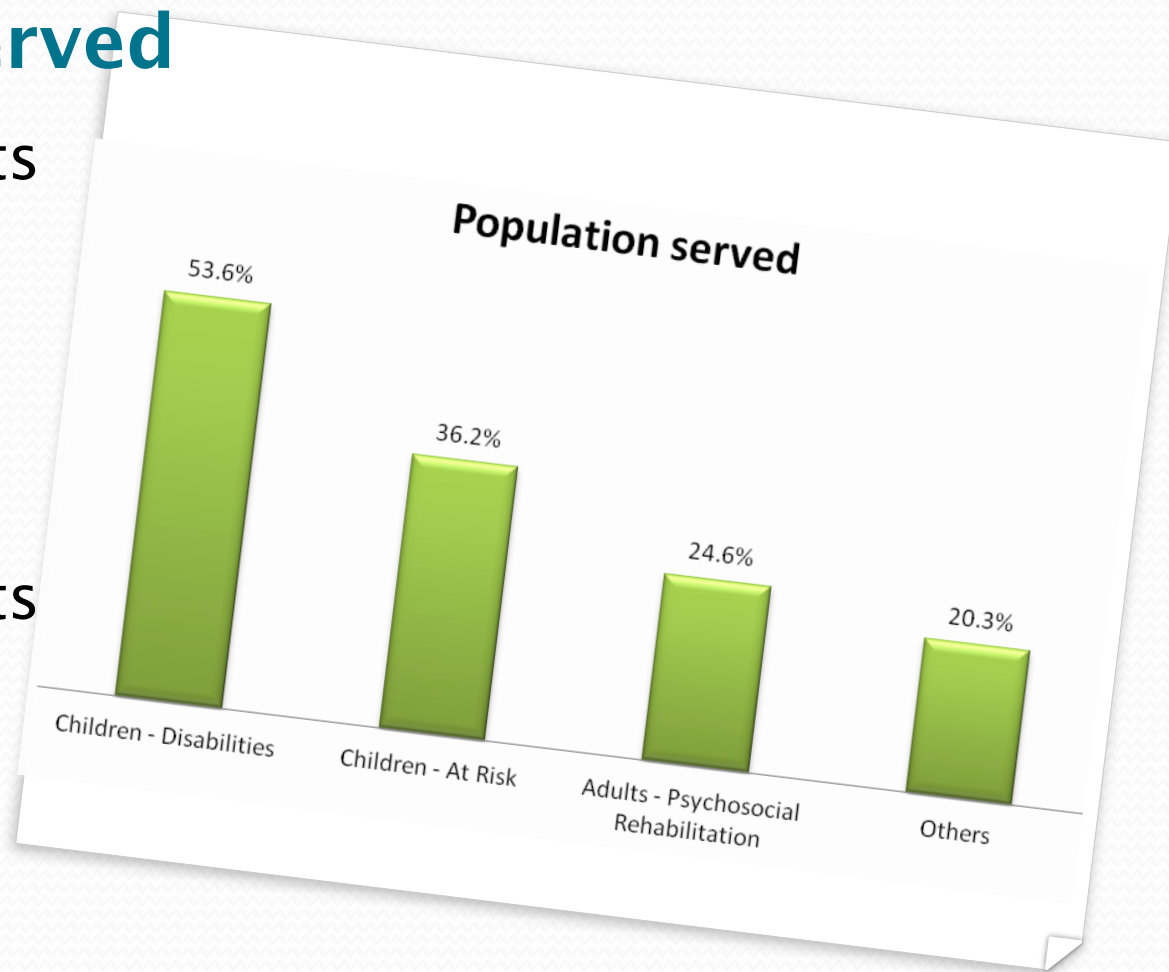
While all respondents work with a mix of different kinds of populations [Children at risk, Children with disabilities, Psychosocial rehabilitation of Adults, Adults with critical care needs, etc]; most respondents primarily work with children.

89.8% respondents work with children

Populations Served

53.6% respondents
have worked with
**children with
disabilities**

36.2% respondents
have worked with
children at risk



Populations Served

“Children with Disabilities” is the primary focus population for respondents

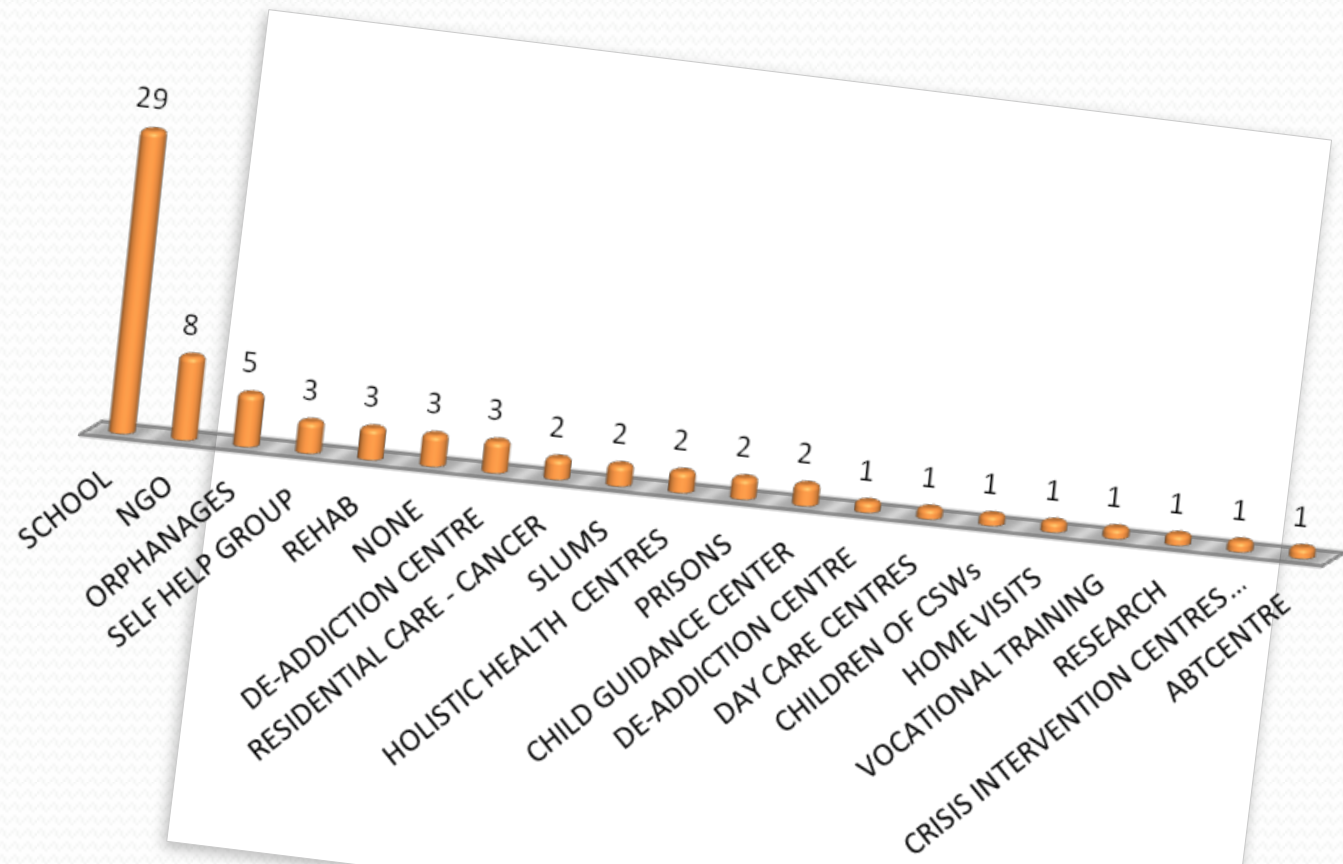
- Psychologists
 - 70% primarily work with Children with disabilities
- Counselors
 - 50% primarily work with Children with disabilities.
- Doctors
 - Primarily work with Children with disabilities
- Special Educators
 - Work with Children with disabilities
- ABT Practitioners

Institutions

Respondents have worked with **80** different institutions in the past one year

Schools for children/population with special education needs are the most popular institution category for field work.

Institutions



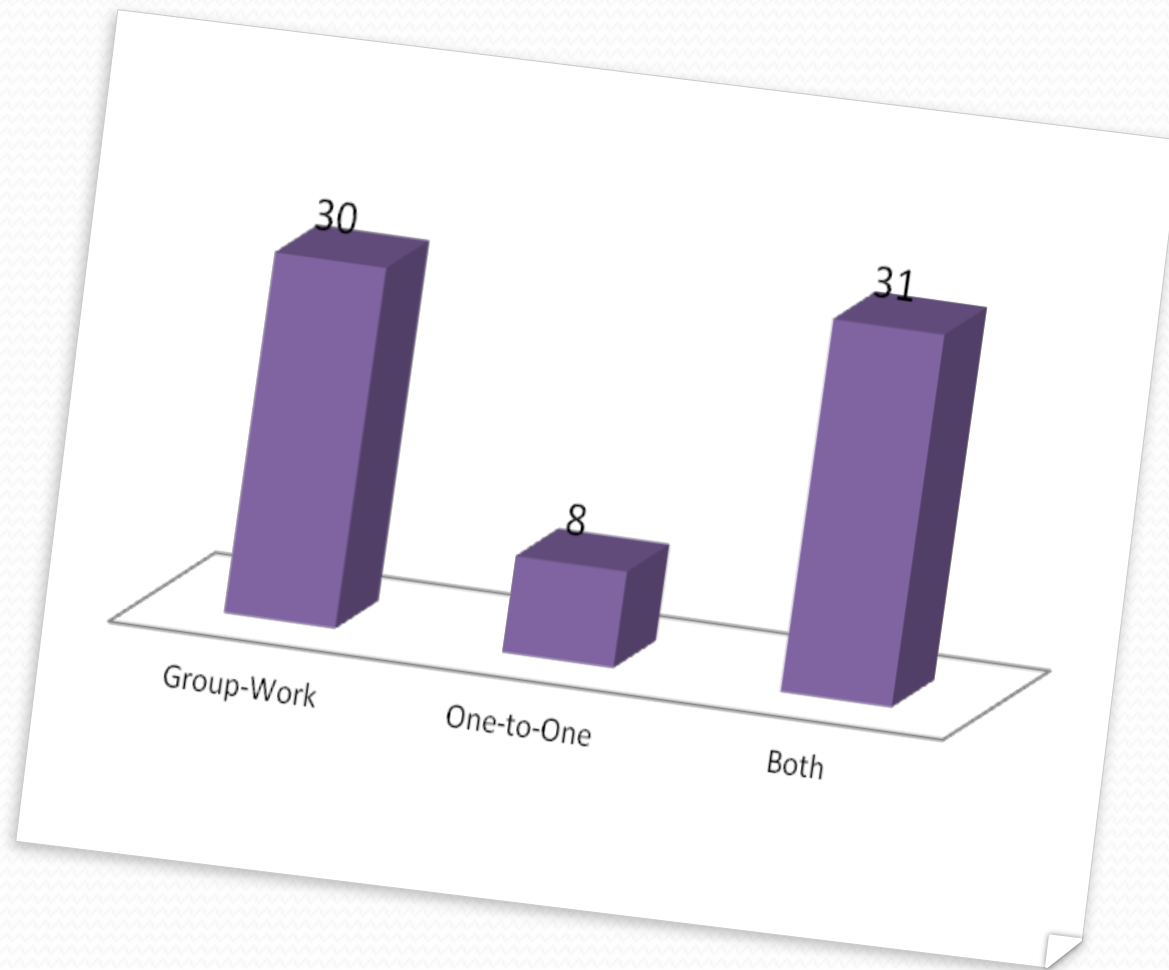
Schools are the most preferred institutions for ABT.

Institutions

- 56% Counselors work primarily with schools; 22% with NGOs/Not for Profit organizations; 11% with Orphanages; 11% with prisons & juvenile detention centers
- 32% psychologists primarily work with schools; 12% work with De-addiction centres; 20% work with NGOs, Crisis Intervention centres, Rehabilitation Centres; 21% work with Slums communities; 4% with orphanages; 12% work with private clients/Self Help Groups.
- 40% Social workers primarily work with schools; 20% with de-addiction centers. 20% with NGOs; 20% provide vocational training.
- 73% of special educators primarily work with schools; 13% work with child guidance centres, 13% work with NGOs

Sessions

Group work is the preferred modality for ABT sessions



Sessions Modality

- ◆ Only 8 out of 72 (11%) respondents have chosen only one-to-one sessions as session modality, of these 2 are currently not working in the field
- ◆ 30 out of 72 (42%) respondents have chosen only group sessions as session modality, of these 6 are currently not working in the field
- ◆ 31 out of 73 (43%) respondents have both modes of sessions, of these 1 is currently not working in the field

Sessions Modality

- ◆ All of respondents working primarily with children at risk, prefer to have group sessions.
 - ◆ 69% do group work; 31% do group-work & one-to-one
- ◆ 89% of respondents working primarily with children with disabilities prefer to have group sessions
 - ◆ 35% do group work; 54% do both; 11% do one-to-one
- ◆ All respondents working primarily with Adults prefer to have group sessions

Adoption of ABT as a key therapy

The respondents were asked to provide a list of all the key therapies they use in the field to provide care & assistance to their clients.

A textual analysis of the responses given by the respondents was further done to arrive at the 5 most often used therapies

Adoption of ABT as a key therapy

ABT is
amongst
the Top
5
therapies
used

- Occupational Therapy
- Group Therapy ,
Counseling
- Art Based Therapy
- Speech Therapy
- Special Education

Thank-you!

Dipti Sapatnekar
Jan 2013